



# Welcome to Reception!

## Bryn St Peter's Primary School




# All my child does is play!

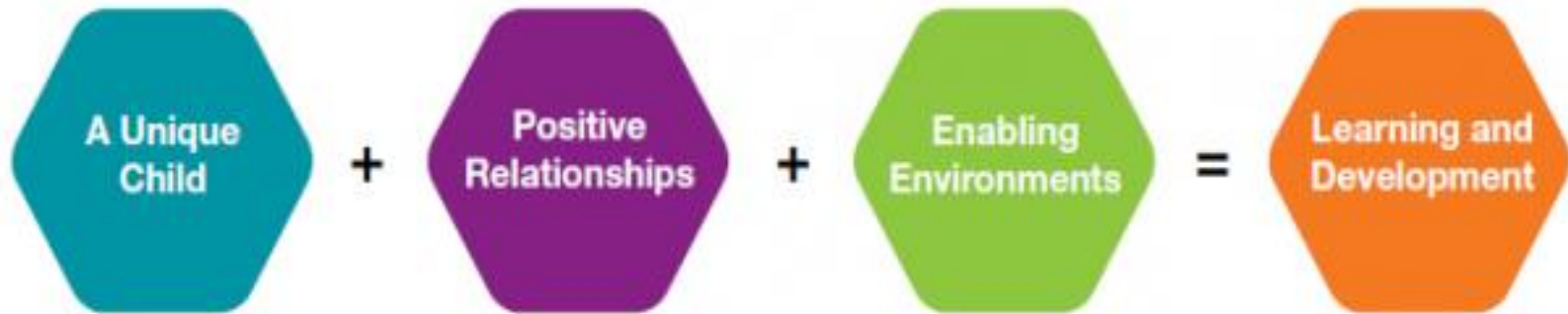
As they explore and learn, children are naturally drawn to play. Play is recognised as so important to their well-being and development. Play allows children to make sense of the world around them and put new knowledge and skills to practise.

Play is the  
highest form  
of research

Albert Einstein



# The Four Principles of EYFS



Every child is a unique child who is constantly learning and can be resilient, capable, confident and self-assured.

Children learn to be strong and independent through positive relationships.

Children learn and develop well in enabling environments, in which their experiences respond to their individual needs and there is a strong partnership between practitioners and parents and carers.

Children develop and learn in different ways. The framework covers the education and care of all children in early years provision, including children with special educational needs and disabilities.



# What is the EYFS?

- ✚ The EYFS document combines Early Years and Foundation Stage. This creates a national curriculum for 5s and under.
- ✚ 7 areas of learning through areas of provision and directed activities.
- ✚ Three prime and four specific areas.

## Prime Areas

PSED  
Communication &  
Language  
Physical Dev

## Specific Areas


Literacy  
Numeracy  
KUW  
Art & Design

The prime areas of learning are extremely important as they lay the foundations for future learning. We build upon these with the specific areas.



# Early Years Curriculum

The daily curriculum on offer is tailored and planned to promote our children's enthusiasm, curiosity, love of learning and personal development. The children are provided with a range of purposeful adult led and independent learning opportunities through structured play and direct teaching.



**90% OF BRAIN DEVELOPMENT HAPPENS BY AGE 5**

HERE'S WHAT YOU CAN DO TO HELP YOUR CHILD:

**READ**

Read books & encourage your child to read with you.



**SING**

Teach your child songs and sing with them. Don't worry - it doesn't need to be on key!



**TALK**

Talk to your child and describe what you see. Encourage them to ask questions.



**PLAY**

Allow time for playing with your child, help them try new things, and encourage them.




**MODEL**

Be a role model for good behavior.



# Characteristics of Effective Learning



- playing and exploring
- active learning
- creating and thinking critically

The way your child learns underpins learning and development across all 7 areas of the Early Years Curriculum.






# PSED

## Personal, Social and Emotional Development

In reception children learn to become more independent. We also encourage and teach children to be more confident, to take turns, to help each other and share as part of a group. The children are also taught to become aware and take into account others feelings as well as their own. In addition, children are helped to develop their self management skills, for example dressing and undressing, going to the toilet independently and following instructions.

### How you can support your child at home...

- Playing games that involve taking turns.
- Allow children to try to do things independently before stepping in to help.
- Practise dressing and undressing.




# Physical Development

In reception we teach children to move in a controlled and co-ordinated way on both large and small scales. We also encourage with activities the development of their fine motor skills such as cutting with scissors or painting with a paint brush. We also teach children about the importance of having a healthy lifestyle and being hygienic.



## How you can support your child at home...

- Practice co-ordination with ball games, bats and balls, hop scotch, skipping etc.
- Discuss healthy items you are placing in their lunchboxes and how to stay clean by washing and cleaning teeth.






# Communication and Language

In reception we give children opportunities to experience a rich language environment, to develop their confidence and skills in expressing themselves, and to speak and listen in different situations.

## How you can support your child at home...

- Help your child to retell stories or recall events that have happened to them.
- Read with them and talk about stories.
- Talk with them and introduce new vocabulary and language.
- Take the time to listen to your child and have conversations.

Sing songs and nursery rhymes.



# Literacy - Reading, Writing and Comprehension

In reception children are taught to read and spell by learning phonemes (sounds) through the Read Write Inc programme. We also teach about the importance of the different elements that make up a story such as the main character and sequence of events. We teach the children how to correctly hold a pencil and how to turn their mark making into recognisable letters and words.



## How you can support your child at home...

- Reading with them at least four times a week and talking about the stories.
- Getting your child to help you write the shopping list (perhaps they could have their own note pad)
- Writing their name in Christmas and birthday cards.





# Read Write Inc Phonics

At our school we use the Read, Write, Inc phonics scheme in the foundation stage. The children learn the letter sounds alongside the writing mnemonic. This helps the children to remember the sound for example 's' is taught using the story of a snake and the mnemonic to remember the letter formation. We only teach pure sounds.

The children will need to be confident with some letter sounds and blending sounds to say words before reading. We will hold a reading meeting to explain the phonics scheme in the Autumn Term.

## **How you can help at home...**

Practise blending the sounds in words to say the sound - this will have a massive impact on your child's future reading ability!



# Numeracy


In reception children learn to recognise and count up to twenty. We also teach them simple addition and subtraction through songs and games. Concepts such as doubling, halving and sharing are introduced in a practical context. The children learn about shape and position and begin to use mathematical language such as smaller and heavier.

## How you can support your child at home...

- Counting everyday objects in the home e.g stairs
- Recognise numerals for example house numbers, car number plates and telephone numbers



# Knowledge and Understanding of the World



In reception we learn to explore our surroundings, look at different cultures, places, and find out about different times and events. Technology is explored and used in various ways.



## How you can support your child at home...

- Encourage questioning of the world around them.
- Observe their surroundings.
- Allowing children to join in with everyday chores.





# Expressive Art and Design



In reception we explore different creative materials, paint, play dough, clay, paper mache. We also develop their imagination through the various role play areas which change frequently throughout the year in regards to the children's interests.

## How you can support your child at home...

- Explore different media for their creations at home such as playdough, different papers, fabrics etc.
- Role playing their favourite story or television programmes.






# Assessment, Recording and Reporting



Your child's daily achievements will be recorded in an 'Online Learning Journey', called SeeSaw (consent for your child's details to be uploaded needs to be given tonight). This is a collection of both adult-led and independent work/activities that your child completes in each area of the curriculum.

This allows us to observe and take photographs of the children and link them to the curriculum strands they are secure in. We share these observations with you, as we feel it is important to share their achievements no matter how big or small. Children will also have books to record any paper based work. You will be informed of your child's progress through reports, play and stay sessions and parents evenings.

This will also be used for you to let staff know about reading at home and any work completed at home.



CLASS





Thank you...

Any questions?

